



**HEAT & GLO™**  
No one builds a better fire



Gas Stoves





Extra heat  
& extra easy



- A. Paloma with gray glass and gray glass hearth pad
- B. Tiara II cast iron doors
- C. Tiara Petite in tuscan olive finish

**Cover photo:** Tiara I in espresso finish

**Top photo:** Paloma with green glass and green glass hearth pad

Gas stoves are an easy and efficient way to add the warming, transforming experience of fire. There's no framing or hearth required, so installation is simple and quick. Plus their smaller size fits in more places. Traditional or modern, a Heat & Glo gas stove is ideal for remodeling projects, smaller rooms, basements, cabins—even a three-season porch.

## Paloma

Its vertical configuration and modern, European lines create the look of a freestanding fireplace.

- Offers a choice of three tinted, curved outer glass fronts, plus optional matching hearth pads.
- The 41" high firebox is the tallest of any freestanding gas fireplace or stove.
- Optional cast stone surround creates a larger, more substantial look.



Paloma with bronze glass, bronze glass hearth pad and optional cast stone surround

# Gas Stoves

Want heat? Add a stove.  
It's that simple.

## Tiara

Blends yesterday's charm with today's technology plus high heat efficiency.

- Available in three sizes: Tiara I, Tiara II and Tiara Petite.
- Constructed of sturdy cast iron in espresso, tuscan olive, cocoa brown or matte black.
- Optional warming shelves enhance the realistic, traditional experience.



Tiara II in matte black finish with optional warming shelves

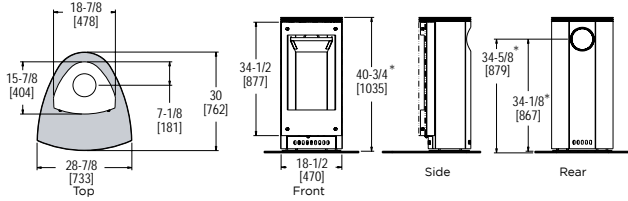


Tiara I in espresso finish

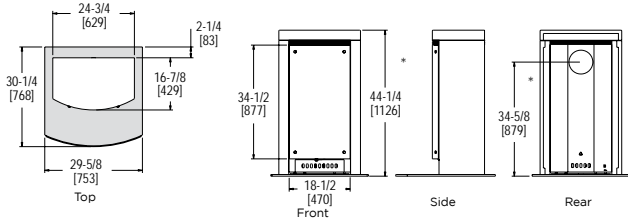
# Gas Stove Specifications

MODEL	HEIGHT	FRONT WIDTH	BACK WIDTH	DEPTH	GLASS SIZE
Paloma-no surround	40-3/4	18-7/8	18-7/8	15-7/8	18-1/2 x 34-1/2
Paloma-with surround	44-1/4	24-3/4	24-3/4	16-7/8	18-1/2 x 34-1/2
Tiara Petite	22-3/4	18-1/8	18-1/8	17-3/8	13 x 10-1/2
Tiara I	27	35-1/2	35-1/2	20-1/4	14 x 13-1/4
Tiara II	29-1/4	41-3/4	41-3/4	22-1/4	22-1/2 x 14-1/4

### Paloma with optional hearth pad

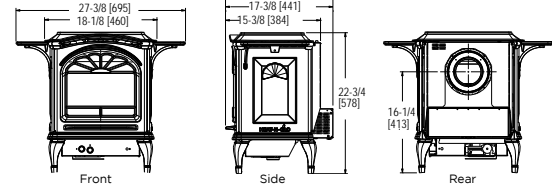


### Paloma with Surround with optional hearth pad

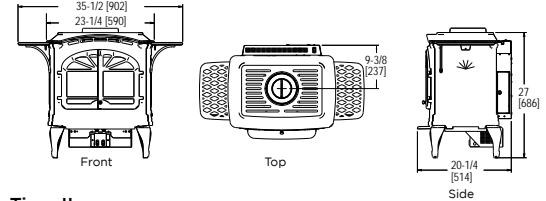


\* Vertical measurement includes optional hearth pad height of 3/8"

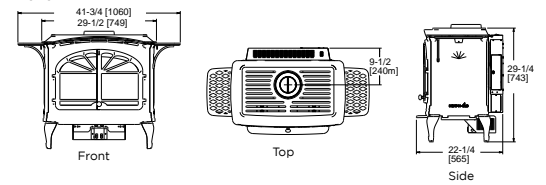
### Tiara Petite



### Tiara I



### Tiara II



Dimensions above are in inches; technical drawings are in inches and millimeters. Reference dimensions only. We recommend measuring individual units at installation.

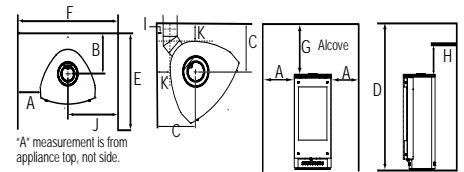
Refer to installation manual for detailed specifications on installing this product. Heat & Glo reserves the right to update units periodically. The flame and ember appearance may vary based on the type of fuel burned and the venting configuration used. Actual product appearance, including flame, may differ from product images.

## Stove Specifications

Model	Btu/Hour Input (NG)	Steady State Efficiency	AFUE Efficiency
Paloma - no surround	22,500 - 30,000	73%	71.5%
Paloma - with surround	22,500 - 30,000	73%	71.5%
Tiara Petite	12,000 - 17,000	83%	68%
Tiara I	22,000 - 31,000	83%	68%
Tiara II	27,000 - 38,500	83%	68%

## Clearances to Combustibles

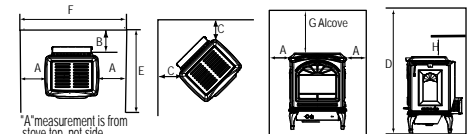
Model	A	B	C	D	E	F	G	H	I	J	K
Paloma	6	10-1/8	12-1/8	54	36	30-3/4	13-1/4	13-1/4	1	15-1/2	5



\*A' measurement is from appliance top, not side.

Model	A	B	C	D	E	F	G	H
Tiara Petite	6	2	2	43	36	30	20-1/4	19-1/2

Model	A	B	C	D	E	F	G	H		
								Top of pipe	Side of pipe	Inside outside corner wall vent
Tiara I	8-1/2	1/4	3/8	54	36	40	27	1-1/2	1	9
Tiara II	5-1/4	1/4	3/8	54	36	40	31-3/4	1-1/2	1	9



\*A' measurement is from stove top, not side.

For complete information and valuable assistance on these models, please contact us at:

Clearances are in inches. See installation manual for more information

## HEAT & GLO

20802 Kensington Boulevard, Lakeville, MN 55044  
(888) 427-3973 (952) 985-6000  
Web: heatnglo.com

A brand of Hearth & Home Technologies Inc.



HNG-1054U-0308